

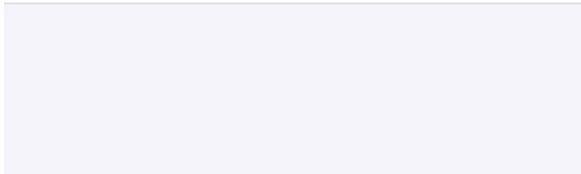
Registering for a Noodletools Account

Click on a Noodletools link from the library's home page. Alternately, you can go directly to www.noodletools.com

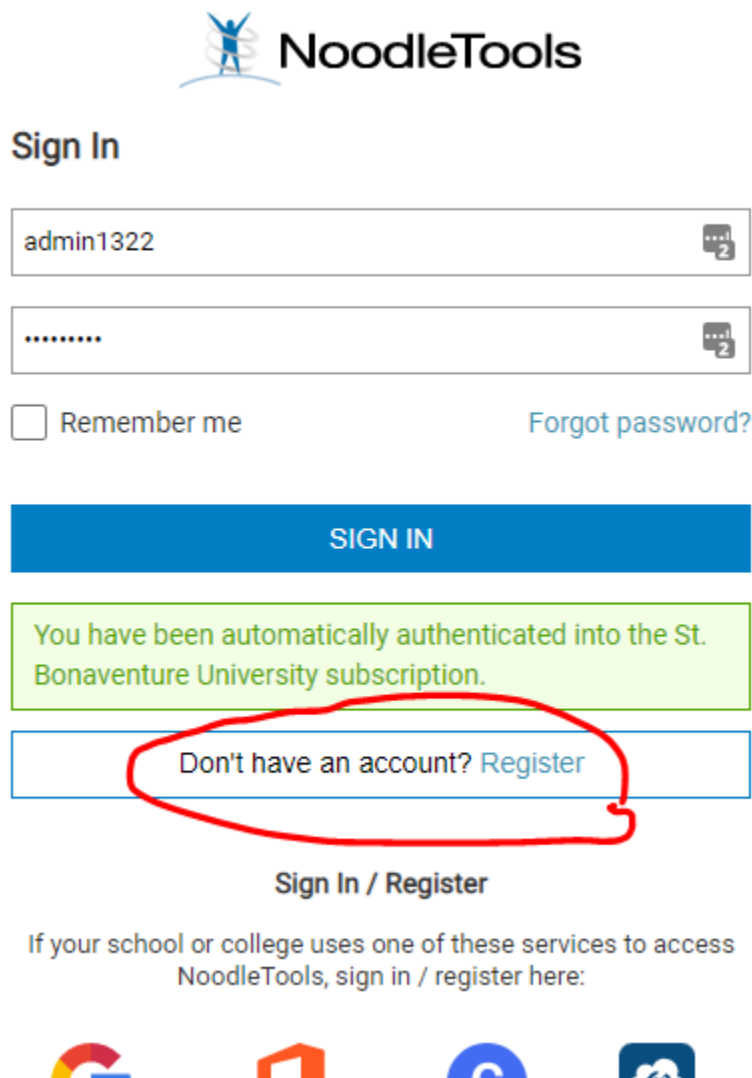
Click on the blue Log In button in the top right corner


Support Trial

Log In



Next, click on “Register” next to “Don’t have an account?”



 **NoodleTools**

Sign In

admin1322

.....

☐ Remember me [Forgot password?](#)


SIGN IN

You have been automatically authenticated into the St. Bonaventure University subscription.

Don't have an account? [Register](#)

Sign In / Register

If your school or college uses one of these services to access NoodleTools, sign in / register here:



Please note that if you are registering for a new account from off-campus, you will not see the green box that indicates that you have automatically been authenticated to our subscription.

Instead, you will be asked for the institutional ID and password to prove that you are part of our subscription group. You can obtain this from the library (contact ateng@sbu.edu or ref@sbu.edu) or from your professor if you are in an online class that is requiring use of Noodletools.

Fill out the fields on the next screen.



New User Registration

Subscription Type

Please choose the type of account to create.

An account linked to a school/library subscription or trial

About You

☒ I am a **student or library patron**

☐ I am a **teacher or librarian**

Expected year of graduation:

Choose a Personal ID

Personal ID



CHECK AVAILABILITY

Password



Retype Password



Phone Number (last 4 digits only)

Initials (e.g. "JS" for John Smith)

Email

REGISTER

Once you register, you can then log in using the account information that you set up.

Please contact ref@sbu.edu if you need further assistance—we will be glad to help!